



Klipsch

RETAIL BUYERS GUIDE

2022

EMEA EDITION





Over **70** years ago

SOMETHING VERY SPECIAL OCCURRED IN
A TINY TIN SHED IN HOPE, ARKANSAS

In 1946 Paul W. Klipsch (PWK) – genius, madman and maverick – designed and hand-built the legendary Klipschorn® loudspeaker with the goal of bringing live music into his living room. He was an American audio pioneer and a true eccentric. PWK gave rise to speaker research and invention that would forever impact generations of music lovers.

Today, in this honored tradition, we move forward, pushing the boundaries of art and science – while driving new technologies – to deliver an ever-incredible listening experience. Remember great sound? We never forgot.

We are the KEEPERS OF THE SOUND®

Listeners appreciate
a lack of distortion.

–Paul W. Klipsch
Founder

TABLE OF CONTENTS

HERITAGE SERIES

JUBILEE	5
KLIPSCHORN (AK6)	5
LA SCALA (AL5)	6
CORNWALL IV	6
FORTE IV	7
HERESY IV	7

COMPONENT AUDIO

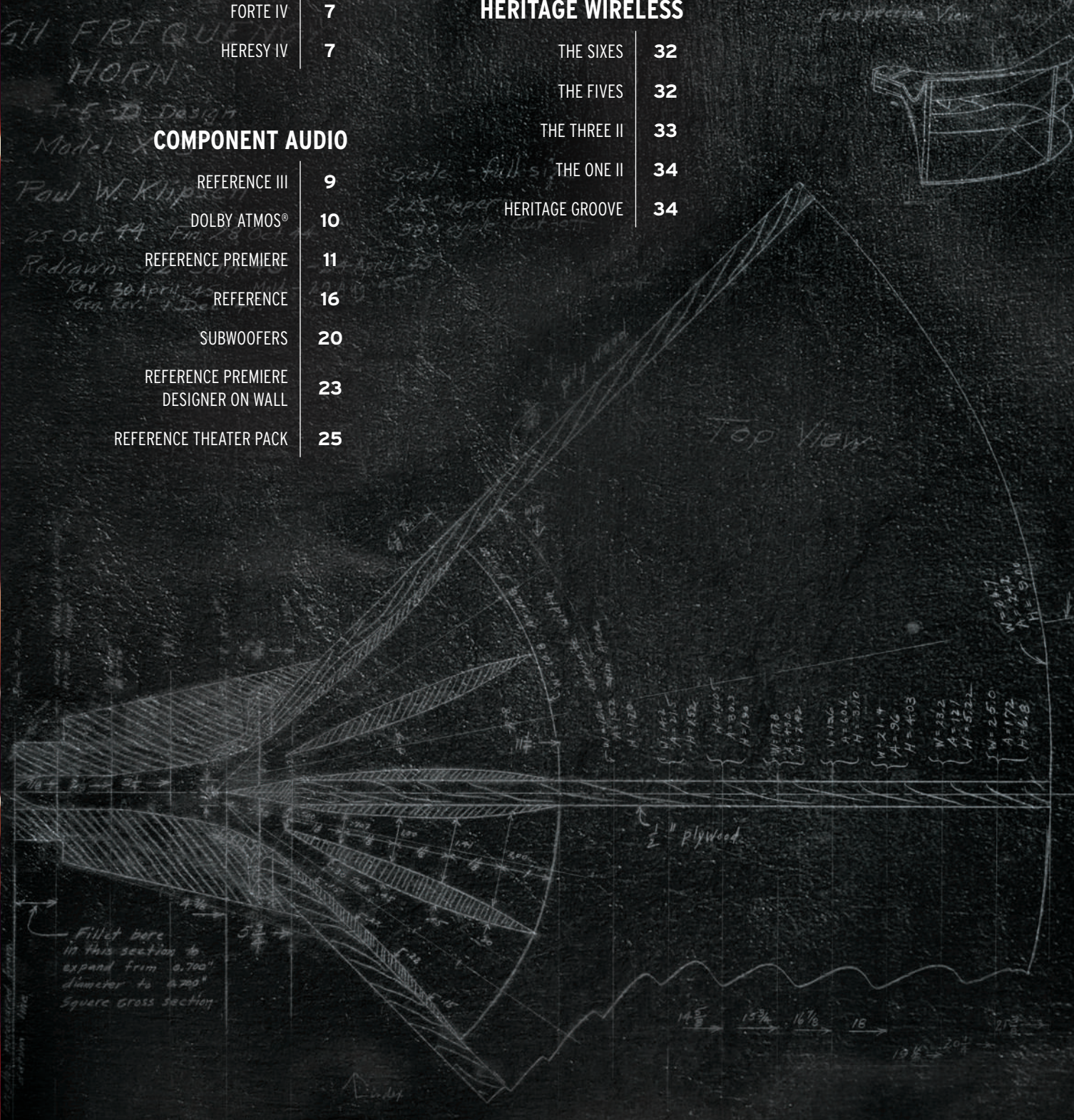
REFERENCE III	9
DOLBY ATMOS®	10
REFERENCE PREMIERE	11
REFERENCE	16
SUBWOOFERS	20
REFERENCE PREMIERE DESIGNER ON WALL	23
REFERENCE THEATER PACK	25

POWERED AUDIO SYSTEMS

SOUND BARS	27
PROMEDIA	29
POWERED MONITORS	30

HERITAGE WIRELESS

THE SIXES	32
THE FIVES	32
THE THREE II	33
THE ONE II	34
HERITAGE GROOVE	34





HERITAGE SERIES

The vintage Klipschorn, La Scala, Cornwall and Heresy are among the most revered and highly acclaimed loudspeakers in the history of high fidelity audio. Driven by a love of music and desire to hear an “orchestra” in his home, audio pioneer Paul W. Klipsch revolutionized the way the world listened to recorded music when he began building his Heritage line of speakers in 1946. With cabinets still assembled by skilled craftsmen in Hope, Arkansas, where the Klipsch legacy began, the Heritage Series is a testament to high-performance audio that has stood the test of time.



JUBILEE

The Klipsch Jubilee is the final project that founder **PAUL W. KLIPSCH (PWK)** worked on. It was his dream to create a fully horn loaded speaker that would satisfy the most ardent audiophiles. Originally intended to be the successor to the Klipschorn, PWK soon realized it was much more than that. Twenty-first century advancements in engineering and technology have allowed Klipsch to make his dream a reality. Experience the magnificent presence, power, detail and emotion of live music at home like never before.



FREQUENCY RESPONSE	18Hz - 20kHz (+1.75 dB/- 3 dB)
SENSITIVITY	Avg. Sensitivity of HF - 110dB • Avg. Sensitivity of LF - 107dB
NOMINAL IMPEDANCE	LF - 8 ohms, minimum 3.5 ohms at 160Hz HF - 16 ohms, minimum 7.6 ohms at 4.3kHz
POWER HANDLING (CONT/PEAK)	LF - 300W / 1200W • HF - 100W / 400W
MAXIMUM SPL	125 dB/1m (Using DSP)
CROSSOVER	340Hz
HIGH FREQUENCY DRIVER	K-693 7" Titanium Diaphragm Compression Driver with 5" Voice Coil
LOW FREQUENCY DRIVER	Dual K-283 12" Fiber-Composite cone woofers
ENCLOSURE MATERIAL	MDF
INPUTS	5 way binding post
HEIGHT	69.5" (175.26 cm)
WIDTH	50.25" (127 cm)
DEPTH	30.25" (76.2 cm)
WEIGHT	LF - 330 lbs (149.68 kg) HF - 78 lbs (35.38 kg)
GRILLE CLOTH	Salt and Pepper Cloth
FINISH	Black Ash, American Walnut, Teak (75th Anniversary)

KLIPSCHORN® AK6

PAUL W. KLIPSCH launched the Klipschorn loudspeaker in 1946 to enable people, for the first time ever, to experience the power, detail and emotion of a live performance at home. It is the only speaker in the world to be in continuous production for more than 70 years and has remained relatively unchanged since its inception. The remarkably uncommon Klipschorn includes a highly efficient horn-loaded tweeter and midrange compression driver. Its patented folded-horn woofer delivers powerful low frequencies.



FREQUENCY RESPONSE	33Hz - 20kHz +/- 4dB
SENSITIVITY	105dB @ 2.83V / 1m
IMPEDANCE	8 ohms compatible
POWER HANDLING (CONT/PEAK)	100W / 400W
CROSSOVER	HF: 4500Hz MF: 450Hz
HIGH FREQUENCY DRIVER	K-771 1" (2.54cm) light-weight Polyimide diaphragm compression driver mated to a 90° x 40 Tractrix horn
MIDRANGE	K-55-X 2" (5.08cm) Phenolic diaphragm compression driver
LOW FREQUENCY DRIVER	K-33-E 15" (38.1cm) Fiber-composite cone woofer with a trihedral exponential folded horn
HEIGHT	53" (134.62 cm)
WIDTH	31.25" (79.38 cm)
DEPTH	28.25" (71.75 cm)
WEIGHT	220lbs (100 kg)
GRILLE CLOTH	Silver Metallic
FINISH	Satin Black Ash, American Walnut, Natural Cherry

SHIPPING QUANTITY: Single

SHIPPING WEIGHT: 249 kg
549 lbs

PART NUMBER

1070146 (Black Ash)

1070147 (Walnut)

1070167 (Teak 75th Anniv)

NOTES:

SHIPPING QUANTITY: Single

SHIPPING WEIGHT: 130.6 kg
288 lbs

PART NUMBER

1066444 (Satin Black Ash)

1066445 (American Walnut)

1066446 (Natural Cherry)

NOTES:

LA SCALA® AL5

When the La Scala first launched in 1963, **PAUL W. KLIPSCH** offered it to Arkansas gubernatorial candidate Winthrop Rockefeller to use as a public address speaker, and he did use one on a train car during a subsequent campaign. Despite its raw, unfinished appearance, the fully horn-loaded, three-way La Scala sounded so good people still wanted to put it in their living rooms.



FREQUENCY RESPONSE	51Hz ~20kHz (+/- 4 dB)
SENSITIVITY	105dB @ 2.83V / 1m
POWER HANDLING	100W / 400W
MAXIMUM SPL	121dB
NOMINAL IMPEDANCE	8 ohms compatible
CROSSOVER FREQUENCY	HF: 450Hz MF: 400Hz
TWEETER	K-771 1" (2.54cm) Light-Weight Polyimide Diaphragm Compression Driver Mated to a 90° x 40° Tractrix Horn
HIGH FREQUENCY HORN	Tractrix
MIDRANGE	K-55-X 2" (5.08cm) Phenolic diaphragm compression driver
MID-FREQUENCY HORN	Exponential
WOOFER	K-33-E 15" (38.1cm) Fiber-composite cone with a folded horn.
ENCLOSURE MATERIAL	Birch plywood and MDF
ENCLOSURE TYPE	Fully horn-loaded
HEIGHT INCHES	40" (101.6 cm)
WIDTH INCHES	24 1/4" (61.59 cm)
DEPTH INCHES	25 5/16" (64.29 cm)
PRODUCT WEIGHT	190 lbs (86 kg)
FINISHES	Natural Cherry, Satin Black Ash, American Walnut
GRILLE CLOTH	Silver Metallic

SHIPPING QUANTITY:	Single
SHIPPING WEIGHT:	90.7 kg 200 lbs
PART NUMBER	
1067089 (Satin Black Ash)	
1067091 (American Walnut)	
1067090 (Natural Cherry)	
NOTES:	

FORTE IV

First introduced in 1985, the Forte quickly established itself as the most popular Klipsch Heritage model. The elegant design and outstanding performance made the Forte a standout among its competitors in the industry for over a decade. In 2017, Klipsch re-introduced the Forte with upgraded cosmetics, a new midrange horn and compression driver, and a re-designed 12" woofer and 15" passive radiator. The new Forte IV still maintains all the original charm that made this loudspeaker so popular – but it now uses the latest technology that really brings the Forte IV into the 21st century.



FREQUENCY RESPONSE	38Hz~20kHz +/- 3dB
SENSITIVITY	99dB @ 2.83V/1 meter
IMPEDANCE	8 ohms compatible
POWER HANDLING (CONT/PEAK)	100W / 400W
CROSSOVER	HF: 650Hz MF: 5.2kHz
HIGH FREQUENCY DRIVER	K-100-T1 1" (2.54cm) Titanium diaphragm compression driver on a K-79T horn
MIDRANGE	K-702 1.75" (4.45cm) Polyimide Compression Driver mated to a K-703-M horn
LOW FREQUENCY DRIVER	K-281 12" (30.48cm) Fiber-composite cone woofer, KD-15 15" (38.1cm) Passive cone radiator
HEIGHT	35.75" (90.81cm)
WIDTH	16.63" (42.24cm)
DEPTH	13" (33cm)
WEIGHT	72 lbs (32.7kg)
FINISH	American Walnut, Natural Cherry, Black Ash, Distressed Oak

SHIPPING QUANTITY:	Single
SHIPPING WEIGHT:	36.7 kg 80.91 lbs
PART NUMBER	
1069161 (American Walnut)	
1069160 (Natural Cherry)	
1069085 (Black Ash)	
1069162 (Distressed Oak)	
NOTES:	

CORNWALL IV

The Cornwall derives its name from being the first Klipsch loudspeaker designed to operate from either a corner or up against a wall (corn/wall). The Cornwall is an excellent combination of wide frequency response, low distortion, and high-power output. Within the Heritage series, the Cornwall delivers deep bass response that is surpassed only by the legendary Klipschorn®.



FREQUENCY RESPONSE (+/- 4 dB)	34Hz ~ 20kHz
SENSITIVITY'	102dB @ 2.83V / 1m
POWER HANDLING (CONT/PEAK)	100W/400W
MAXIMUM SPL	119dB Continuous
NOMINAL IMPEDANCE	8 ohms Compatible
CROSSOVER FREQUENCY	HF: 5000Hz MF: 700Hz
HIGH FREQUENCY DRIVER	K-107-T1 1" (2.54cm) Titanium diaphragm compression driver
MIDRANGE	K-702 1.75" (4.45cm) Polyimide diaphragm compression driver
LOW FREQUENCY DRIVER	K-33-E 15" (38.1cm) Fiber-composite cone woofer
ENCLOSURE MATERIAL	MDF with fine veneers
INPUTS	Dual binding posts / bi-wire / bi-amp
HEIGHT	38" (96.52cm)
WIDTH	25.3" (64.3cm)
DEPTH	15.5" (39.4cm)
WEIGHT	73 lbs (33.1kg)
FINISH	Satin Black Ash, American Walnut, Natural Cherry

SHIPPING QUANTITY:	Single
SHIPPING WEIGHT:	49.4 kg 109 lbs
PART NUMBER	
1067377 (Satin Black Ash)	
1067383 (American Walnut)	
1067382 (Natural Cherry)	
NOTES:	

HERESY® IV

Because of its relatively “compact” size, this model offers the greatest degree of placement flexibility in the Heritage Series line. First introduced in 1957, this three-way horn-loaded loudspeaker is still able to deliver the awe-inspiring Klipsch sound that our fan around the world know and love.



FREQUENCY RESPONSE	48-20k +/-4dB
SENSITIVITY	99db @ 2.83V/1 meter
IMPEDANCE	8 ohms compatible
POWER HANDLING (CONT/PEAK)	100W / 400W
CROSSOVER	HF: 4500Hz MF: 850Hz
HIGH FREQUENCY DRIVER	K-107-T1 1" (2.54cm) Titanium diaphragm compression driver
MIDRANGE	K-702 1.75" (4.45cm) polyimide diaphragm compression driver
LOW FREQUENCY DRIVER	K-28-E 12" (30.48cm) Fiber-composite cone woofer
INPUTS	Dual binding posts / bi-wire / bi-amp
HEIGHT	24.81" (63.01cm)
WIDTH	15.5" (39.37cm)
DEPTH	13.25" (33.66cm)
WEIGHT	44 lbs (20kg)
FINISH	Walnut, Cherry, Black Ash, Distressed Oak

SHIPPING QUANTITY:	Single
SHIPPING WEIGHT:	24.4 kg 53.8 lbs
PART NUMBER	
1068151 (Black Ash)	
1068152 (Natural Cherry)	
1068153 (Walnut)	
1068358 (Distressed Oak)	
NOTES:	



REFERENCE III SPEAKERS

Our flagship floorstanding speaker, the RF-7 III champions our legendary, high-performance Klipsch sound, while the RC-64 III center channel delivers real-life, front row, cinema-quality acoustics. Featuring cast basket Cerametallic™ woofers, an all-new titanium compression driver, Tractrix® horn-loaded tweeter, a redesigned bifurcated cabinet and more.



TOWERS



- All-New 1 3/4" Titanium Compression Driver
- 90° x 90° Compressed Molded-Rubber Tractrix Horn
- Dual Tractrix Ports
- Dual 10" Cast Basket Cerametallic Woofers

RF-7 III DUAL 10" TOWER

FREQUENCY RESPONSE	32-25kHz +/- 3dB
POWER HANDLING	250W / 1000W peak
SENSITIVITY	100 dB @ 2.83V / 1M
NOMINAL IMPEDANCE	8 ohms compatible
HIGH FREQUENCY HORN	8.5" square 90° x 90° Tractrix® Horn
HIGH FREQUENCY DRIVERS	1.75" (4.45cm) titanium diaphragm compression driver
CROSSOVER FREQUENCY	1,300 Hz
LOW FREQUENCY DRIVERS	Two 10" (25.4cm) Cerametallic cone woofers
INPUTS	Dual binding posts / bi-wire / bi-amp
ENCLOSURE TYPE	Dual chambered, bass-reflex – via dual rear-firing Tractrix ports
DIMENSIONS (Including Plinth)	49" (124.5cm) H x 13.875" (35.2cm) W x 17.875" (45.4cm) D
WEIGHT	95.24 lbs (43.2kg)
FINISH	Black Ash, Natural Cherry, Walnut

SHIPPING QUANTITY:	Single
SHIPPING WEIGHT:	46.72 kg 103 lbs
PART NUMBER	
	1064559 (Black Ash)
	1064560 (Natural Cherry)
	1065048 (Walnut)

NOTES:

CENTERS



- All-New 1 3/4" Titanium Compression Driver
- 90° x 90° Compressed Molded-Rubber Tractrix Horn
- 2 1/2" Way Network Crossover Design
- Quad 6.5" Cast Basket Cerametallic Woofers

RC-64 III QUAD 6.5" CENTER

FREQUENCY RESPONSE	57-24kHz +/- 3dB
POWER HANDLING	200W / 800W peak
SENSITIVITY	99 dB @ 2.83V / 1M
NOMINAL IMPEDANCE	8 ohms compatible
HIGH FREQUENCY HORN	6.5" square 90° x 90° Tractrix® Horn
HIGH FREQUENCY DRIVERS	1.75" (4.45cm) titanium diaphragm compression driver
CROSSOVER FREQUENCY	1,000 Hz and 1,400 Hz
LOW FREQUENCY DRIVERS	Quad 6.5" (16.5cm) Cerametallic cone woofers
INPUTS	Dual binding posts / bi-wire / bi-amp
ENCLOSURE TYPE	Sealed
DIMENSIONS (Including Plinth)	8" (20.3cm) H x 35.8" (91cm) W x 15" (38.1cm) D
WEIGHT	55 lbs (25kg)
FINISH	Black Ash, Natural Cherry, Walnut

SHIPPING QUANTITY:	Single
SHIPPING WEIGHT:	25.9 kg 57 lbs
PART NUMBER	
	1064562 (Black Ash)
	1064561 (Natural Cherry)
	1065137 (Walnut)

NOTES:

REFERENCE PREMIERE SPEAKERS

Klipsch Reference Premiere speakers boldly delivers the power, detail and emotion of the live music experience. Exclusive Tractrix® Horn technology improves high-frequency response and extension, while enhancing imaging and dynamics. Proprietary Linear Travel Suspension titanium tweeter maximizes dynamics for detailed performances. Vented tweeter reduces unwanted harmonics for detail and clarity. Klipsch signature copper Cerametallic™ woofers minimize distortion while providing high efficiency



ATMOS



RP-8060FA II - MAIN CHANNEL

FREQUENCY RESPONSE	35-25kHz +/- 3dB
SENSITIVITY	98dB @ 2.83V / 1m*
POWER HANDLING (CONT/PEAK)	150W / 600W
NOMINAL IMPEDANCE	8 Ohms Compatible
CROSSOVER FREQUENCY	1630Hz
HIGH FREQUENCY DRIVER	1" Titanium LTS Vented Tweeter with Hybrid Cross-Section Expanded Tractrix® Horn
LOW FREQUENCY DRIVER	Dual 8" Cerametallic Cone Woofers with Faraday rings
ENCLOSURE MATERIAL	MDF (Internally Braced)
ENCLOSURE TYPE	Bass Reflex via dual chamber rear-firing Tractrix® Ports
INPUTS	Dual aluminum binding posts / bi-wire / bi-amp
HEIGHT	43.11" (109.5 cm)
WIDTH	10.84" (27.5 cm)
DEPTH	20.80 (52.8 cm)
WEIGHT	75.7 lb (34.35kg)
FINISH	Ebony, Walnut
INCLUDED ACCESSORIES	Injection molded feet & screws

SHIPPING QUANTITY: Single
SHIPPING WEIGHT: 38.80 kg

PART NUMBER
1070012 (Ebony Vinyl)
1070034 (Walnut Vinyl)

NOTES:

RP-8060FA II - HEIGHT CHANNEL

FREQUENCY RESPONSE	Conforms to Dolby Atmos Specifications
SENSITIVITY	Conforms to Dolby Atmos Specifications
POWER HANDLING	100W / 400W
NOMINAL IMPEDANCE	8 ohms Compatible
CROSSOVER FREQUENCY	2kHz
HIGH FREQUENCY DRIVER	1" Titanium LTS Tweeter with Hybrid Tractrix Horn
LOW FREQUENCY DRIVER	6.5" Cerametallic Cone Woofer
ENCLOSURE MATERIAL	MDF
ENCLOSURE TYPE	Acoustic Suspension
INPUTS	Single aluminum binding posts

TOWERS



RP-8000F II

FREQUENCY RESPONSE	35-25kHz +/- 3dB
SENSITIVITY	98dB @ 2.83V / 1m*
POWER HANDLING (CONT/PEAK)	150W / 600W
NOMINAL IMPEDANCE	8 Ohms Compatible
CROSSOVER FREQUENCY	1630Hz
HIGH FREQUENCY DRIVER	1" Titanium LTS Vented Tweeter with Hybrid Cross-Section Expanded Tractrix® Horn
LOW FREQUENCY DRIVER	Dual 8" Cerametallic Cone Woofers with Faraday rings
ENCLOSURE MATERIAL	MDF (Internally Braced)
ENCLOSURE TYPE	Bass Reflex via dual chamber rear-firing Tractrix® Ports
INPUTS	Dual aluminum binding posts / bi-wire / bi-amp with Dolby Atmos® passthrough
HEIGHT	43.10" (109.5 cm)
WIDTH	10.84" (27.5 cm)
DEPTH	18.25" (46.3 cm)
WEIGHT	61.4lb (27.85kg)
FINISH	Ebony, Walnut

SHIPPING QUANTITY: Single
SHIPPING WEIGHT: 33.63 kg

PART NUMBER
1070013 (Ebony Vinyl)
1070035 (Walnut Vinyl)

NOTES:



RP-6000F II

FREQUENCY RESPONSE	38-25kHz +/- 3dB
SENSITIVITY	96dB @ 2.83V / 1m*
POWER HANDLING (CONT/PEAK)	125W/500W
NOMINAL IMPEDANCE	8 Ohms Compatible
CROSSOVER FREQUENCY	1770Hz
HIGH FREQUENCY DRIVER	1" Titanium LTS Vented Tweeter with Hybrid Cross-Section Expanded Tractrix® Horn
LOW FREQUENCY DRIVER	Dual 6.5" Cerametallic Cone Woofers with Faraday rings
ENCLOSURE MATERIAL	MDF (Internally Braced)
ENCLOSURE TYPE	Bass Reflex via dual chamber rear-firing Tractrix® Ports
INPUTS	Dual binding posts / bi-wire / bi-amp
HEIGHT	39.60" (100.6 cm)
WIDTH	9.29" (23.6 cm)
DEPTH	17.57" (44.6 cm)
WEIGHT	49.4lb (22.4kg)
FINISH	Ebony, Walnut

SHIPPING QUANTITY: Single
SHIPPING WEIGHT: 26.07 kg

PART NUMBER
1070014 (Ebony Vinyl)
1070036 (Walnut Vinyl)

NOTES:



RP-5000F II

FREQUENCY RESPONSE	40-25kHz +/- 3dB
SENSITIVITY	95dB @ 2.83V / 1m*
POWER HANDLING (CONT/PEAK)	100W / 400W
NOMINAL IMPEDANCE	8 Ohms Compatible
CROSSOVER FREQUENCY	1900Hz
HIGH FREQUENCY DRIVER	1" Titanium LTS Vented Tweeter with Hybrid Cross-Section Expanded Tractrix® Horn
LOW FREQUENCY DRIVER	Dual 5.25" Cerametallic Cone Woofers with Faraday rings
ENCLOSURE MATERIAL	MDF (Internally Braced)
ENCLOSURE TYPE	Bass Reflex via dual chamber rear-firing Tractrix® Ports
INPUTS	Dual aluminum binding posts / bi-wire / bi-amp with Dolby Atmos® passthrough
HEIGHT	36.10 (91.7 cm)
WIDTH	8.15" (20.7 cm)
DEPTH	14.75" (37.5 cm)
WEIGHT	38.6lb (17.55kg)
FINISH	Ebony, Walnut

SHIPPING QUANTITY:	Single
SHIPPING WEIGHT:	20.07 kg
PART NUMBER	
	1070015 (Ebony Vinyl) 
	1070037 (Walnut Vinyl) 

NOTES:



RP-500M II

FREQUENCY RESPONSE	50-25kHz +/- 3dB
SENSITIVITY	92dB @ 2.83V / 1m*
POWER HANDLING (CONT/PEAK)	75W/300W
NOMINAL IMPEDANCE	8 Ohms Compatible
CROSSOVER FREQUENCY	1530Hz
HIGH FREQUENCY DRIVER	1" Titanium LTS Vented Tweeter with Hybrid Cross-Section Expanded Tractrix® Horn
LOW FREQUENCY DRIVER	5.25" Cerametallic Cone Woofer with Faraday rings
ENCLOSURE MATERIAL	MDF (Internally Braced)
ENCLOSURE TYPE	Bass Reflex via rear-firing Tractrix® Port
INPUTS	Single aluminum binding posts
HEIGHT	13.56" (34.4 cm)
WIDTH	6.81" (17.3 cm)
DEPTH	10.65" (27.0 cm)
WEIGHT	13.1lb (5.95kg)
FINISH	Ebony, Walnut

SHIPPING QUANTITY:	Single
SHIPPING WEIGHT:	13.66 kg
PART NUMBER	
	1070017 (Ebony Vinyl) 
	1070041 (Walnut Vinyl) 


NOTES:

MONITORS



RP-600M II

FREQUENCY RESPONSE	44-25kHz +/- 3dB
SENSITIVITY	94.5dB @ 2.83V / 1m*
POWER HANDLING (CONT/PEAK)	100W/400W
NOMINAL IMPEDANCE	8 Ohms Compatible
CROSSOVER FREQUENCY	1500Hz
HIGH FREQUENCY DRIVER	1" Titanium LTS Vented Tweeter with Hybrid Cross-Section Expanded Tractrix® Horn
LOW FREQUENCY DRIVER	6.5" Cerametallic Cone Woofer with Faraday rings
ENCLOSURE MATERIAL	MDF (Internally Braced)
ENCLOSURE TYPE	Bass Reflex via rear-firing Tractrix® Port
INPUTS	Dual aluminum binding posts/bi-wire/bi-amp
HEIGHT	15.75" (40.0 cm)
WIDTH	7.95" (20.2 cm)
DEPTH	13.00" (33.0 cm)
WEIGHT	18.1lb (8.20kg)
FINISH	Ebony, Walnut

SHIPPING QUANTITY:	Single
SHIPPING WEIGHT:	19.04 kg
PART NUMBER	
	1070016 (Ebony Vinyl) 
	1070040 (Walnut Vinyl) 

NOTES:



RP-504C II

FREQUENCY RESPONSE	50-25kHz +/- 3dB
SENSITIVITY	92dB @ 2.83V / 1m*
POWER HANDLING (CONT/PEAK)	75W/300W
NOMINAL IMPEDANCE	8 Ohms Compatible
CROSSOVER FREQUENCY	1530Hz
HIGH FREQUENCY DRIVER	1" Titanium LTS Vented Tweeter with Hybrid Cross-Section Expanded Tractrix® Horn
LOW FREQUENCY DRIVER	5.25" Cerametallic Cone Woofer with Faraday rings
ENCLOSURE MATERIAL	MDF (Internally Braced)
ENCLOSURE TYPE	Bass Reflex via rear-firing Tractrix® Port
INPUTS	Single aluminum binding posts
HEIGHT	13.56" (34.4 cm)
WIDTH	6.81" (17.3 cm)
DEPTH	10.65" (27.0 cm)
WEIGHT	13.1lb (5.95kg)
FINISH	Ebony, Walnut

SHIPPING QUANTITY:	Single
SHIPPING WEIGHT:	19.5 kg
PART NUMBER	
	1070018 (Ebony Vinyl) 
	1070042 (Walnut Vinyl) 

NOTES:

CENTERS



RP-404C II

FREQUENCY RESPONSE	87-25kHz +/- 3dB
SENSITIVITY	94dB @ 2.83V / 1m*
POWER HANDLING (CONT/PEAK)	125W/500W
NOMINAL IMPEDANCE	8 Ohms Compatible
CROSSOVER FREQUENCY	650Hz/1900Hz
HIGH FREQUENCY DRIVER	1" Titanium LTS Vented Tweeter with Hybrid Cross-Section Expanded Tractrix® Horn
LOW FREQUENCY DRIVER	Quad 4" Cerametallic™ Cone Woofers with Faraday rings
ENCLOSURE MATERIAL	MDF (Internally Braced)
ENCLOSURE TYPE	Sealed
INPUTS	Single aluminum binding posts
HEIGHT	5.72" (14.5 cm)
WIDTH	26.85" (68.2 cm)
DEPTH	6.47" (16.4 cm)
WEIGHT	20.3lb (9.25kg)
FINISH	Ebony, Walnut
ACCESSORIES	Angle screw

SHIPPING QUANTITY: Single
SHIPPING WEIGHT: 10.86 kg

PART NUMBER
1070022 (Ebony Vinyl) 
1070046 (Walnut Vinyl) 



NOTES:



RP-502S II

FREQUENCY RESPONSE	62-25kHz +/- 3dB
SENSITIVITY	94dB @ 2.83V / 1m*
POWER HANDLING (CONT/PEAK)	100W/400W
NOMINAL IMPEDANCE	8 Ohms Compatible
CROSSOVER FREQUENCY	1500Hz
HIGH FREQUENCY DRIVER	1" Titanium LTS Vented Tweeter with Hybrid Cross-Section Expanded Tractrix® Horn
LOW FREQUENCY DRIVER	Dual 5.25" Cerametallic Woofers with Faraday rings
ENCLOSURE MATERIAL	MDF (Internally Braced)
ENCLOSURE TYPE	Sealed
INPUTS	Single aluminum binding posts
HEIGHT	14.15" (36.0 cm)
WIDTH	11.94" (30.3 cm)
DEPTH	7.63" (19.4 cm)
WEIGHT	16.7lb (7.60kg)
FINISH	Ebony, Walnut
ACCESSORIES	Rubber Feet (8)

SHIPPING QUANTITY: Single
SHIPPING WEIGHT: 17.07 kg

PART NUMBER
1070020 (Ebony Vinyl) 
1070044 (Walnut Vinyl) 



NOTES:



RP-500C II

FREQUENCY RESPONSE	56-25kHz +/- 3dB
SENSITIVITY	94dB @ 2.83V / 1m*
POWER HANDLING (CONT/PEAK)	100W/400W
NOMINAL IMPEDANCE	8 Ohms Compatible
CROSSOVER FREQUENCY	1630Hz
HIGH FREQUENCY DRIVER	1" Titanium LTS Vented Tweeter with Hybrid Cross-Section Expanded Tractrix® Horn
LOW FREQUENCY DRIVER	Dual 5.25" Cerametallic™ Cone Woofers with Faraday rings
ENCLOSURE MATERIAL	MDF (Internally Braced)
ENCLOSURE TYPE	Bass Reflex via rear-firing Tractrix® Port
INPUTS	Single aluminum binding posts
HEIGHT	6.87" (17.4 cm)
WIDTH	19.34" (49.1 cm)
DEPTH	10.58" (26.9 cm)
WEIGHT	18.3lb (8.30kg)
FINISH	Ebony, Walnut
ACCESSORIES	Angle screw

SHIPPING QUANTITY: Single
SHIPPING WEIGHT: 10.21 kg

PART NUMBER
1070019 (Ebony Vinyl) 
1070043 (Walnut Vinyl) 



NOTES:



RP-500SA II

FREQUENCY RESPONSE	Conforms to Dolby Atmos Specifications
SENSITIVITY	Conforms to Dolby Atmos Specifications
POWER HANDLING (CONT/PEAK)	75W / 300W
NOMINAL IMPEDANCE	8 Ohms Compatible
CROSSOVER FREQUENCY	Conforms to Dolby Atmos Specifications
HIGH FREQUENCY DRIVER	1" Titanium LTS Vented Tweeter with Hybrid Cross-Section Expanded Tractrix® Horn
LOW FREQUENCY DRIVER	5.25" Cerametallic Cone Woofer with Faraday rings
ENCLOSURE MATERIAL	MDF (Internally Braced)
ENCLOSURE TYPE	Sealed
INPUTS	Single Binding Posts
HEIGHT	8.53" (21.7 cm)
WIDTH	6.81" (17.3 cm)
DEPTH	12.60" (32.0 cm)
WEIGHT	9.6lb (4.35kg)
FINISH	Ebony, Walnut
ACCESSORIES	Rubber Feet (8), Dolby Atmos jumpers (2) for use with Reference Premiere floorstanding speakers

SHIPPING QUANTITY: Single
SHIPPING WEIGHT: 10.43 kg

PART NUMBER
1070021 (Ebony Vinyl) 
1070045 (Walnut Vinyl) 

NOTES:

REFERENCE SPEAKERS

Now in its seventh generation, the Reference series speakers deliver even higher sound quality precision, clarity and effortless power. A new, larger proprietary Tractrix® horn provides improved coverage and bandwidth, and new tweeter and phase plugs ensure greater accuracy. The new rear Tractrix ports produce deep, powerful bass. The line also exudes modern elegance with several new cosmetic upgrades, including angled feet, full-length low-profile magnetic grilles, and a scratch-resistant black wood grain vinyl finish.



TOWERS



- 90° x 90° Tractrix Horn for clean, natural sound
- Rear-firing Tractrix port
- Low-profile magnetic grille

R-800F

FREQUENCY RESPONSE	34Hz - 21kHz +/- 3dB
SENSITIVITY*	98 dB (In-Room)
POWER HANDLING (CONT/PEAK)	150W/600W
NOMINAL IMPEDANCE	8 ohms Compatible
CROSSOVER FREQUENCY	1,400 Hz
HIGH FREQUENCY DRIVER	1" Aluminum LTS tweeter mated to a 90 x 90 square Tractrix® Horn
LOW FREQUENCY DRIVER	Dual 8" spun-copper TCP woofers
ENCLOSURE MATERIAL	MDF
ENCLOSURE TYPE	Bass-Reflex via rear-firing Tractrix®ports
INPUTS	Single Gold Plated Binding Posts
HEIGHT INCHES (MM)	43" (1093 mm)
WIDTH INCHES (MM)	10.9" (277 mm)
DEPTH INCHES (MM)	17.5" (443 mm)
PRODUCT WEIGHT LBS (KG)	54 lbs (24.5 kg)
FINISHES	Black Textured Wood Grain Vinyl
INCLUDED ACCESSORIES	Injection molded feet & screws

*SPL at 1M, half-space anechoic with 2.83V input

SHIPPING QUANTITY: Single

SHIPPING WEIGHT: 24.9kg

PART NUMBER

1069851

NOTES:



RP-605FA - MAIN CHANNEL

FREQUENCY RESPONSE	38Hz - 21kHz +/- 3dB
SENSITIVITY	96 dB (In-Room)
POWER HANDLING (CONT/PEAK)	100W/400W
NOMINAL IMPEDANCE	8 ohms Compatible
CROSSOVER FREQUENCY	1,440 Hz
HIGH FREQUENCY DRIVER	1" Aluminum LTS tweeter mated to a 90 x 90 square Tractrix® Horn
LOW FREQUENCY DRIVER	Dual 6.5" spun-copper TCP woofers
ENCLOSURE MATERIAL	MDF
ENCLOSURE TYPE	Bass-Reflex via rear-firing Tractrix®ports
INPUTS	Single Gold Plated Binding Posts
HEIGHT	40" (1017 mm)
WIDTH	9.5" (240 mm)
DEPTH	18.2" (463 mm)
WEIGHT	50 lbs (22.7 kg)
FINISH	Black Textured Wood Grain Vinyl
INCLUDED ACCESSORIES	Injection molded feet & screws

SHIPPING QUANTITY: Single

SHIPPING WEIGHT: 57.81LBS
(26.22kg)

PART NUMBER

1069853

NOTES:

RP-605FA - HEIGHT CHANNEL

FREQUENCY RESPONSE	Conforms to Dolby Atmos Specifications
SENSITIVITY	Conforms to Dolby Atmos Specifications
POWER HANDLING	75W/150W
NOMINAL IMPEDANCE	8 ohms Compatible
CROSSOVER FREQUENCY	1" Aluminum LTS tweeter mated to a 90 x 90 square Tractrix® Horn
HIGH FREQUENCY DRIVER	5.25" spun-copper IMG woofer
LOW FREQUENCY DRIVER	Acoustic Suspension
ENCLOSURE MATERIAL	Single Gold Plated Binding Posts
ENCLOSURE TYPE	Acoustic Suspension
INPUTS	Single aluminum binding posts

MONITORS



- 90° x 90° Tractrix Horn for clean, natural sound
- Rear-firing Tractrix port
- Low-profile magnetic grille

R-600F

FREQUENCY RESPONSE	38Hz - 21kHz +/- 3dB
SENSITIVITY*	96 dB (In-Room)
POWER HANDLING (CONT/PEAK)	100W/400W
NOMINAL IMPEDANCE	8 ohms Compatible
CROSSOVER FREQUENCY	1,440 Hz
HIGH FREQUENCY DRIVER	1" Aluminum LTS tweeter mated to a 90 x 90 square Tractrix® Horn
LOW FREQUENCY DRIVER	Dual 6.5" spun-copper TCP woofers
ENCLOSURE MATERIAL	MDF
ENCLOSURE TYPE	Bass-Reflex via rear-firing Tractrix®ports
INPUTS	Single Gold Plated Binding Posts
HEIGHT INCHES (MM)	40" (1017 mm)
WIDTH INCHES (MM)	9.4" (240 mm)
DEPTH INCHES (MM)	15.2" (386 mm)
PRODUCT WEIGHT LBS (KG)	41 lbs (18.6 kg)
FINISHES	Black Textured Wood Grain Vinyl
INCLUDED ACCESSORIES	Injection molded feet & screws

*SPL at 1M, half-space anechoic with 2.83V input

SHIPPING QUANTITY: Single

SHIPPING WEIGHT: 21.31kg

PART NUMBER

1069852

NOTES:



- 90° x 90° Tractrix Horn for clean, natural sound
- Linear Travel Suspension (LTS) tweeter minimizes distortion and enhances detail
- Low-Profile Magnetic Grille

R-50M

FREQUENCY RESPONSE	58Hz - 21kHz +/- 3dB
SENSITIVITY*	92 dB (In-Room)
POWER HANDLING (CONT/PEAK)	75W/300W
NOMINAL IMPEDANCE	8 ohms Compatible
CROSSOVER FREQUENCY	1,560 Hz
HIGH FREQUENCY DRIVER	1" Aluminum LTS tweeter mated to a 90 x 90 square Tractrix® Horn
LOW FREQUENCY DRIVER	Single 5.25" spun-copper TCP woofer
ENCLOSURE MATERIAL	MDF
ENCLOSURE TYPE	Bass-Reflex via rear-firing ports
INPUTS	Single Gold Plated Binding Posts
HEIGHT INCHES (MM)	13.9" (354 mm)
WIDTH INCHES (MM)	7" (178 mm)
DEPTH INCHES (MM)	9" (229 mm)
PRODUCT WEIGHT LBS (KG)	11 lbs (5 kg)
FINISHES	Black Textured Wood Grain Vinyl
INCLUDED ACCESSORIES	Rubber Feet (4)

*SPL at 1M, half-space anechoic with 2.83V input

SHIPPING QUANTITY: Pair

SHIPPING WEIGHT: 12kg

PART NUMBER

1069854

NOTES:



- 90° x 90° Tractrix Horn for clean, natural sound
- Linear Travel Suspension (LTS) tweeter minimizes distortion and enhances detail
- Low-Profile Magnetic Grille

R-40M

FREQUENCY RESPONSE	71Hz - 21kHz +/- 3dB
SENSITIVITY*	91 dB (In-Room)
POWER HANDLING (CONT/PEAK)	50W/200W
NOMINAL IMPEDANCE	8 ohms Compatible
CROSSOVER FREQUENCY	1,770 Hz
HIGH FREQUENCY DRIVER	1" Aluminum LTS tweeter mated to a 90 x 90 square Tractrix® Horn
LOW FREQUENCY DRIVER	Single 4" spun-copper TCP woofer
ENCLOSURE MATERIAL	MDF
ENCLOSURE TYPE	Bass-Reflex via rear-firing ports
INPUTS	Single Gold Plated Binding Posts
HEIGHT INCHES (MM)	11.7" (298 mm)
WIDTH INCHES (MM)	5.8" (146 mm)
DEPTH INCHES (MM)	8.5" (216 mm)
PRODUCT WEIGHT LBS (KG)	7 lbs (3.2 kg)
FINISHES	Black Textured Wood Grain Vinyl
INCLUDED ACCESSORIES	Rubber Feet (4)

*SPL at 1M, half-space anechoic with 2.83V input

SHIPPING QUANTITY: Pair

SHIPPING WEIGHT: 6.59kg

PART NUMBER

1069855

NOTES:



- 90° x 90° Tractrix Horn for clean, natural sound
- Linear Travel Suspension (LTS) tweeter minimizes distortion and enhances detail
- Low-Profile Magnetic Grille
- Two front-firing Tractrix® ports

R-30C

FREQUENCY RESPONSE	78Hz - 21kHz +/- 3dB
SENSITIVITY*	96 dB (In-Room)
POWER HANDLING (CONT/PEAK)	100W/400W
NOMINAL IMPEDANCE	8 ohms Compatible
CROSSOVER FREQUENCY	1,650 Hz
HIGH FREQUENCY DRIVER	1" Aluminum LTS tweeter mated to a 90 x 90 square Tractrix® Horn
LOW FREQUENCY DRIVER	Quad 3.5" spun-copper TCP woofers
ENCLOSURE MATERIAL	MDF
ENCLOSURE TYPE	Bass-Reflex via forward-firing Tractrix®ports
INPUTS	Single Gold Plated Binding Posts
HEIGHT INCHES	5.0" (126 mm)
WIDTH INCHES	26" (660 mm)
DEPTH INCHES	6.8" (173 mm)
PRODUCT WEIGHT	13 lbs (5.9 kg)
FINISHES	Black Textured Wood Grain Vinyl
INCLUDED ACCESSORIES	Rubber Feet (4)

SHIPPING QUANTITY: Single

SHIPPING WEIGHT: 6.35kg

PART NUMBER

1069856

NOTES:

CENTERS



- 90° x 90° Tractrix Horn for clean, natural sound
- Linear Travel Suspension (LTS) tweeter minimizes distortion and enhances detail
- Low-Profile Magnetic Grille

R-50C

FREQUENCY RESPONSE	90Hz - 21kHz +/- 3dB
SENSITIVITY*	96 dB (In-Room)
POWER HANDLING (CONT/PEAK)	100W/400W
NOMINAL IMPEDANCE	8 ohms Compatible
CROSSOVER FREQUENCY	1,650 Hz
HIGH FREQUENCY DRIVER	1" Aluminum LTS tweeter mated to a 90 x 90 square Tractrix® Horn
LOW FREQUENCY DRIVER	Dual 5.25" spun-copper TCP woofers
ENCLOSURE MATERIAL	MDF
ENCLOSURE TYPE	Sealed
INPUTS	Single Gold Plated Binding Posts
HEIGHT INCHES (MM)	7" (178 mm)
WIDTH INCHES (MM)	18.75" (476 mm)
DEPTH INCHES (MM)	8.2" (208 mm)
PRODUCT WEIGHT LBS (KG)	14 lbs (6.3 kg)
FINISHES	Black Textured Wood Grain Vinyl
INCLUDED ACCESSORIES	Rubber Feet (4)

SHIPPING QUANTITY: Single

SHIPPING WEIGHT: 7.25kg

PART NUMBER

1069857

NOTES:



- Adds Dolby Atmos® experience to any tower/monitor speaker
- Can be used as surround speaker
- 90° x 90° Tractrix Horn
- Low-profile magnetic grille

R-40SA

FREQUENCY RESPONSE	Conforms to Dolby Atmos Specifications
SENSITIVITY	Conforms to Dolby Atmos Specifications
POWER HANDLING (CONT/PEAK)	50W/100W
NOMINAL IMPEDANCE	8 ohms Compatible
CROSSOVER FREQUENCY	4,400 Hz
HIGH FREQUENCY DRIVER	1" Aluminum LTS tweeter mated to a 90 x 90 square Tractrix® Horn
LOW FREQUENCY DRIVER	4" spun-copper TCP woofer
ENCLOSURE MATERIAL	MDF
ENCLOSURE TYPE	Acoustic Suspension
INPUTS	Single Gold Plated Binding Posts
HEIGHT INCHES (MM)	7" (178 mm)
WIDTH INCHES (MM)	5.75" (146 mm)
DEPTH INCHES (MM)	12.7" (298 mm)
PRODUCT WEIGHT LBS (KG)	6 lbs (2.8 kg)
FINISHES	Black Textured Wood Grain Vinyl
INCLUDED ACCESSORIES	Rubber Feet (4)

SHIPPING QUANTITY: Pair

SHIPPING WEIGHT: 6.35kg

PART NUMBER

1069858

NOTES:

SURROUNDS

SPL SUBWOOFERS

The SPL subwoofer line combines high performance at moderate prices with class leading maximum output levels. Comprised of three subwoofers, the SPL series boasts copper Cerametallic™ woofers that minimize distortion while providing high efficiency. All subs have all-digital amplifiers that provide more impact and powerful bass. The front-firing slot port allows for placement flexibility.



- 400W RMS/ 800W Peak Power
- Front-firing slot port
- Low-pass crossover and phase control
- WA-2 Wireless Subwoofer Kit capable

SPL 150 15" POWERED SUBWOOFER

FREQUENCY RESPONSE	18Hz - 125Hz
MAXIMUM ACOUSTIC OUTPUT	122dB
AMPLIFIER TYPE	All digital
AMPLIFIER POWER	400W / 800W
WOOFER	15" (38.1 cm) long-throw copper spun cerametallic, front-firing woofer
ENCLOSURE MATERIAL	MDF
ENCLOSURE TYPE	Bass Reflex
INPUTS	L/R line-level/LFE RCA jacks, Wireless WA-2 Port
HEIGHT	21.5" (54.61 cm)
WIDTH	19.5" (49.53 cm)
DEPTH	22.3" (56.64 cm)
WEIGHT	75.4 lbs / 34.2 kg
FINISH	Ebony Vinyl

SHIPPING QUANTITY:	Single
SHIPPING WEIGHT:	40.82 kg 90 lbs
PART NUMBER	1067309 (Black EUA)

NOTES:



- 300W RMS / 600W Peak
- Front-firing slot port
- Low-pass crossover and phase control
- WA-2 Wireless Subwoofer Kit capable

SPL 120 12" POWERED SUBWOOFER

FREQUENCY RESPONSE	24Hz - 125Hz
MAXIMUM ACOUSTIC OUTPUT	118dB
AMPLIFIER TYPE	Class D with Analog Preamp Stage
AMPLIFIER POWER	300W RMS / 600W Peak
WOOFER	12" Long-Throw Cerametallic
ENCLOSURE MATERIAL	MDF
ENCLOSURE TYPE	Bass Reflex via Front-Firing Slot Port
INPUTS	Dual RCA/LFE Line In, WA-2 Wireless Port
HEIGHT	17-3/4" (45.1 cm)
WIDTH	14-11/16" (37.4 cm)
DEPTH	19-7/8" (50.6 cm)
WEIGHT	45 lbs (20.4kg)
FINISH	Ebony Vinyl

SHIPPING QUANTITY:	Single
SHIPPING WEIGHT:	27.6 kg 61 lbs
PART NUMBER	1065967 (Black EUA)

NOTES:



- 200W RMS / 450W Peak Power
- Front-firing slot port
- Low-pass crossover and phase control
- WA-2 Wireless Subwoofer Kit capable

SPL 100 10" POWERED SUBWOOFER

FREQUENCY RESPONSE	27Hz - 125Hz
MAXIMUM ACOUSTIC OUTPUT	114dB
AMPLIFIER TYPE	Class D with Analog Preamp Stage
AMPLIFIER POWER	200 W RMS / 450 W Peak
WOOFER	10" Long-Throw Cerametallic
ENCLOSURE MATERIAL	MDF
ENCLOSURE TYPE	Bass Reflex via Front-Firing Slot Port
INPUTS	Dual RCA/LFE Line In, WA-2 Wireless Port
HEIGHT	16-9/16" (42.1 cm)
WIDTH	14" (35.6 cm)
DEPTH	17-5/16" (45.1 cm)
WEIGHT	37 lbs (16.8kg)
FINISH	Ebony Vinyl

SHIPPING QUANTITY:	Single
SHIPPING WEIGHT:	25 kg 55 lbs
PART NUMBER	1065965 (Black EUA)

NOTES:

WIRELESS KITS



WA-2 WIRELESS SUBWOOFER KIT

FREQUENCY OF OPERATION	2.4 GHz ISM band
CHANNEL SELECTION	Automatic
SIGNAL RANGE	50 feet (15m)
FREQUENCY RESPONSE	15 Hz - 150 Hz +/- 3 dB

- Allows for powerful bass extension with fewer wires
- Hassle-free setup
- Plug 'n play functionality
- Compatible with SPL-150, SPL-120 and SPL-100

SHIPPING QUANTITY:	Single
SHIPPING WEIGHT:	0.45 kg 1.01 lbs
PART NUMBER	1013170 (Black CE)

REFERENCE SUBWOOFERS

Prepare to be moved. Reference subwoofers are the perfect combination of power, sophistication and heart-pounding bass. Packing a serious punch, these subwoofers will not only wake your neighbors, they'll piss them off. Reference Subwoofers provide thunderous, detailed bass and create a solid foundation for any audio system.



- All-digital amp delivers 400 watts of dynamic power
- Front-firing driver
- Low pass crossover and phase control

R-121SW 12" POWERED SUBWOOFER

FREQUENCY RESPONSE	28Hz - 120Hz
MAXIMUM ACOUSTIC OUTPUT	118 dB
AMPLIFIER	All Digital
AMPLIFIER POWER (CONT/PEAK)	200W/400W
AMPLIFIER FEATURES	Volume, Low-pass, 0/180 phase, Auto Power On
DRIVER COMPONENTS	12" high excursion spun-copper TCP woofer
ENCLOSURE MATERIAL	MDF
ENCLOSURE TYPE	Bass-Reflex via rear-firing port
INPUTS	Line level/LFE RCA jacks
HEIGHT	16.6" (421 mm)
WIDTH	16" (406 mm)
DEPTH	19.7" (500mm)
WEIGHT	35 lbs (16.0 kg)
FINISHES	Black Textured Wood Grain Vinyl

SHIPPING QUANTITY:	Single
SHIPPING WEIGHT:	18.2 kg
PART NUMBER	1070410 (EUA)

NOTES:



- All-digital amp delivers 300 watts of dynamic power
- Front-firing driver
- Low pass crossover and phase control

R-101SW 10" POWERED SUBWOOFER

FREQUENCY RESPONSE	29.5Hz - 120Hz
MAXIMUM ACOUSTIC OUTPUT	115 dB
AMPLIFIER	All Digital
AMPLIFIER POWER (CONT/PEAK)	150W/300W
AMPLIFIER FEATURES	Volume, Low-pass, 0/180 phase, Auto Power On
DRIVER COMPONENTS	10" high excursion spun-copper TCP woofer
ENCLOSURE MATERIAL	MDF
ENCLOSURE TYPE	Bass-Reflex via rear-firing port
INPUTS	Line level/LFE RCA jacks
HEIGHT	14.6" (370 mm)
WIDTH	14.0" (356 mm)
DEPTH	19.7" (500 mm)
WEIGHT	31 lbs (13.9 kg)
FINISHES	Black Textured Wood Grain Vinyl

SHIPPING QUANTITY:	Single
SHIPPING WEIGHT:	16kg
PART NUMBER	1070407 (EUA)

NOTES:



- All-digital amplifier delivers 150 watts with high efficiency
- Down-firing driver
- Low pass crossover and phase control

R-8SW 8" SUBWOOFER

FREQUENCY RESPONSE	38 Hz - 120 Hz +/- 3dB
MAXIMUM ACOUSTIC OUTPUT	108dB
AMPLIFIER	All-digital
AMPLIFIER POWER	50W / 150W
DRIVE COMPONENTS	8" (20.3cm) high excursion, IMG, down-firing woofer
ENCLOSURE MATERIAL	MDF
ENCLOSURE TYPE	Bass Reflex via down-firing tube port
INPUTS	Line level/LFE RCA jacks
HEIGHT	13.25" (33.66 cm)
WIDTH	11.75" (29.85cm)
DEPTH	11.75" (29.85cm)
WEIGHT	15.0 lbs (6.8kg)
FINISH	Brushed Black Polymer Veneer
FEATURES	Volume, Lowpass, Phase, Auto Power
PHASE	Switchable 0-180 degrees

SHIPPING QUANTITY:	Single
SHIPPING WEIGHT:	12.4 kg 27.3 lbs
PART NUMBER	1063512 (Black CE)

NOTES:

REFERENCE PREMIERE DESIGNER ON-WALL

Klipsch Reference Premiere Designer On-Wall is a first class low-profile home audio solution, offering minimalist home theater system speakers that add beauty to any room. With its modern-day aesthetic and legendary sonic signature – great sound has never looked so good.



- 3-Channel passive LCR sound bar
- Wall-mountable or table-mountable with included glass base
- True Reference Premiere acoustics in a slim on-wall solution

RP-440D SB SLIM ON-WALL 3-CHANNEL PASSIVE LCR SOUND BAR

FREQUENCY RESPONSE	65Hz - 24Hz +/-3dB
SENSITIVITY	92 dB @ 2.83V/1 meter
POWER HANDLING (CONT/PEAK)	50W/200W
NOMINAL IMPEDANCE	8 ohms compatible
CROSSOVER FREQUENCY	2200Hz
HIGH FREQUENCY DRIVER	Three 1" (2.54cm) Titanium diaphragm compression drivers mated to a 90° x 90° square Tractrix® Horn
LOW FREQUENCY DRIVER	Four 3.5" (8.89 cm) active long-throw Cerametallic woofers (One each for left and right channels, two for center channel)
ENCLOSURE MATERIAL	Injection molded polymer
ENCLOSURE TYPE	Bass-reflex
INPUTS	Single wire 5-way binding posts (3 sets)
HEIGHT	6 " (15.24cm)
WIDTH	42" (106.68cm)
DEPTH	2.4" (6.10cm)
WEIGHT	12 lbs (5.44 kg)
FINISH	Matte black paint

SHIPPING QUANTITY:	Single
SHIPPING WEIGHT:	6 kg 13.22 lbs
PART NUMBER	1064178 (Black)

NOTES:



- Slim on-wall LCRS speaker
- Wall-mountable or table-mountable with inluded glass base
- True Reference Premiere acoustics in a slim on-wall solution

RP-640D SLIM ON-WALL LCRS SPEAKER

FREQUENCY RESPONSE	55Hz - 24kHz +/-3dB
SENSITIVITY	94dB @ 2.83V/1 meter
POWER HANDLING (CONT/PEAK)	75W/300W
NOMINAL IMPEDANCE	8 ohms compatible
CROSSOVER FREQUENCY	2200Hz
HIGH FREQUENCY DRIVER	1" (2.54cm) Titanium diaphragm compression driver mated to a 90° x 90° square Tractrix® Horn
LOW FREQUENCY DRIVER	Two 3.5" (8.89 cm) active long-throw Cerametallic woofers Four 3.5" (8.89 cm) passive Cerametallic radiators
ENCLOSURE MATERIAL	Injection molded polymer
ENCLOSURE TYPE	Bass-reflex via passive radiators
INPUTS	Single wire 5-way binding posts
HEIGHT	28.5 " (72.39cm)
WIDTH	6" (15.24cm)
DEPTH	2.4" (6.1cm)
WEIGHT	8 lbs (3.63 kg)
FINISH	Matte black paint

SHIPPING QUANTITY:	Single
SHIPPING WEIGHT:	4.1 kg 9 lbs
PART NUMBER	1064179 (Black)

NOTES:



- Slim on-wall LCRS speaker
- Wall-mountable or table-mountable with included glass base
- True Reference Premiere acoustics in a slim on-wall solution

RP-240D SLIM ON-WALL LCRS SPEAKER

FREQUENCY RESPONSE	67Hz - 24kHz +/-3dB
SENSITIVITY	94dB @ 2.83V/1 meter
POWER HANDLING (CONT/PEAK)	75W/300W
NOMINAL IMPEDANCE	8 ohms compatible
CROSSOVER FREQUENCY	2200Hz
HIGH FREQUENCY DRIVER	1" (2.54cm) Titanium diaphragm compression driver mated to a 90° x 90° square Tractrix® Horn
LOW FREQUENCY DRIVER	Two 3.5" (8.89 cm) long-throw Cerametallic woofers
ENCLOSURE MATERIAL	Injection molded polymer
ENCLOSURE TYPE	Bass-reflex
INPUTS	Single wire 5-way binding posts
HEIGHT	16" (40.64cm)
WIDTH	6" (15.24cm)
DEPTH	2.4" (6.1cm)
WEIGHT	5.25lbs (2.38 kg)
FINISH	Matte black paint

SHIPPING QUANTITY:	Single
SHIPPING WEIGHT:	2.9 kg 6.4 lbs
PART NUMBER	1064180 (Black)

NOTES:



- Slim on-wall LCRS speaker
- Wall-mountable or table-mountable with included glass base
- True Reference Premiere acoustics in a slim on-wall solution

RP-140D SLIM ON-WALL LCRS SPEAKER

FREQUENCY RESPONSE	69Hz - 24kHz +/-3dB
SENSITIVITY	91dB @ 2.83V/1 meter
POWER HANDLING (CONT/PEAK)	50W/200W
NOMINAL IMPEDANCE	8 ohms compatible
CROSSOVER FREQUENCY	2200Hz
HIGH FREQUENCY DRIVER	1" (2.54cm) Titanium diaphragm compression driver mated to a 90° x 90° square Tractrix® Horn
LOW FREQUENCY DRIVER	3.5" (8.89 cm) long-throw Cerametallic woofer
ENCLOSURE MATERIAL	Injection molded polymer
ENCLOSURE TYPE	Bass-reflex
INPUTS	Single wire 5-way binding posts
HEIGHT	12" (30.48cm)
WIDTH	6" (15.24cm)
DEPTH	2.4" (6.1cm)
WEIGHT	3.75 lbs (1.7 kg)
FINISH	Matte black paint

SHIPPING QUANTITY:	Single
SHIPPING WEIGHT:	2.2 kg 4.85 lbs
PART NUMBER	1064181 (Black)

NOTES:

REFERENCE THEATER PACK

We've taken the premium materials and acoustic technology of our revered Reference series and designed a beautiful 5.0 surround sound system to pair with your favorite subwoofer and AV receiver. The Reference Theater Pack brings the Klipsch cinematic sound into your home with an incredibly minimal footprint.



- Spun Copper IMG Woofers
- Linear Travel Suspension Horn-Loaded Tweeters
- AV Receiver and Subwoofer not included

REFERENCE THEATER PACK 5.0 HOME THEATER SYSTEM

SATELLITE and CENTER CHANNEL	
FREQUENCY RESPONSE	110Hz - 23kHz +/- 3dB
SENSITIVITY	Satellite: 91dB @ 2.83 volts / 1 meter Center: 94dB @ 2.83 volts / 1 meter
POWER HANDLING	Satellite: 50 watts (200 watts peak) Center: 75 watts (300 watts peak)
NOMINAL IMPEDANCE	8 ohms compatible
HIGH FREQUENCY DRIVER	Satellite and Center: 3/4" (1.9 cm) aluminum diaphragm compression driver mated to 90° x 90° Tractrix® horn
LOW FREQUENCY DRIVER	Satellite: 3.5" (8.9 cm) copper IMG woofer Center: Dual 3.5" (8.9 cm) copper IMG woofer
DIMENSIONS	Satellite: 7.75" (19.7cm) H x 4.38" (11.1cm) W x 5.37" (13.7cm) D Center: 4.38" (11.1cm) H x 10.75" (27.3cm) W x 5.37" (13.7cm) D
WEIGHT	Satellite: 3 lbs (1.4kg) Center: 5 lbs (2.3kg)
MOUNTING	Satellite: Keyhole and 1/4" x 20 threaded insert Center: Dual Keyhole with dual 1/4" x 20 threaded insert
SPEAKER WIRE	14-18 gauge compatible

SHIPPING QUANTITY:	System
SHIPPING WEIGHT:	9.29 kg 20.5 lbs
PART NUMBER	1069251

NOTES:

CINEMA SOUND BARS

Combining the left, right and center channels into one slick package, our sound bars will free you from underperforming TV speakers and deliver a world of powerful, crisp sound in an extremely thin package. Klipsch sound bars are designed with a combination of hand-crafted, high-quality wood materials and legendary Klipsch technology to bring you sound as big as the picture.



- 7.1.4 Dolby Atmos Decoding
- Wireless 12" Subwoofer
- Independent Wireless Surrounds Included
- HDMI-eArc
- 8K Video Pass-Through

CINEMA 1200

5.1.4 DOLBY ATMOS SOUND BAR SYSTEM WITH 12" WIRELESS SUB AND WIRELESS SURROUNDS

SPEAKER SYSTEM	54" 5.1.4 Dolby Atmos Soundbar System with 12" Wireless Subwoofer and Wireless Surround Speakers
MAX ACOUSTIC OUTPUT	109 dB
HIGH FREQUENCY DRIVERS	(3) 1" (25.4mm) soft dome tweeters mated to Tractrix® horns
MIDRANGE	(6) 3" (76.2mm) high output oval fiber composite cone woofers
HEIGHT CHANNELS	3" (76.2mm) high output Cerametallic cone woofers
SURROUNDS	3" (76.2mm) high output fiber composite cone woofers
SUBWOOFER	12" (305mm) wireless ported subwoofer
ENCLOSURE TYPE	Bar: Wood • Subwoofer: Wood • Surround: Wood
TOTAL SYSTEM POWER	1200W
FREQUENCY RESPONSE	22-20kHz
INPUTS	HDMI-eARC • (2) HDMI • Bluetooth® • 3.5mm Analog • Optical Digital
OUTPUTS	Subwoofer (RCA) Output
DIMENSIONS (BAR)	54" (137.2 cm) W x 2 15/16" (7.5cm) H x 6 3/16" (15.7cm) D
DIMENSIONS (SUBWOOFER)	15 5/8" (39.6cm) W x 20 3/8" (51.6cm) H x 15 7/8" (40.3cm) D
FINISH	Black (interchangeable walnut end caps included)
VOLTAGE	100-240V 50/60Hz internal power supply
WEIGHT	42 lbs (14.52kg)
INCLUDED ACCESSORIES	LED Backlit Remote control (2) 1.5m power cord (Region specific) (2) Keyhole mounting clip(With 1/4 - 20 Screw) Wall mount template (2) AA batteries (1) 1.5m HDMI Cable
MOUNTING OPTIONS	1/4-20 Keyhole Mount • Included slim-depth wall brackets

CINEMA 800

3.1 SOUNDBAR WITH 10" WIRELESS SUBWOOFER

SPEAKER SYSTEM	48" 3.1 Dolby Atmos soundbar with 10" wireless subwoofer
MAX ACOUSTIC OUTPUT	107dB
HIGH FREQUENCY DRIVERS	(3) 1" (25.4mm) soft dome tweeters mated to Tractrix® horns
MIDRANGE	(4) 3" (76.2mm) high output oval fiber composite cone woofers
SUBWOOFER	10" (254mm) wireless ported subwoofer
ENCLOSURE TYPE	Bar: Wood • Subwoofer: Wood
SYSTEM POWER	800W
FREQUENCY RESPONSE	28-20kHz
INPUTS	HDMI-eARC • (2) HDMI • Bluetooth® • 3.5mm Analog • Optical Digital
OUTPUTS	Subwoofer (RCA) Output
DIMENSIONS (BAR)	48" (121.9cm) W x 2 7/8" (7.3cm) H x 3 3/8 (8.6cm) D
DIMENSIONS (SUBWOOFER)	14 1/4" (36.8) W x 18 1/2" (47.1cm) H x 14 1/2 (36.8cm) D
FINISH	Black (interchangeable walnut end caps included)
VOLTAGE	100-240V 50/60Hz internal power supply
WEIGHT	22 lbs (9.98 kg)
VOLTAGE	100-240V 50/60Hz internal power supply
WEIGHT	42 lbs (14.52kg)
INCLUDED ACCESSORIES	LED Backlit Remote control (2) 1.5m power cord (Region specific) (2) Keyhole mounting clip(With 1/4 - 20 Screw) Wall mount template (2) AA batteries (1) 1.5m HDMI Cable
MOUNTING OPTIONS	1/4-20 Keyhole Mount • Included slim-depth wall brackets

- 7.1.4 Dolby Atmos Decoding
- Wireless 10" Subwoofer
- Surround 3 compatible
- HDMI-eArc
- 8K Video Pass-Through

SHIPPING QUANTITY: Single
SHIPPING WEIGHT: 21.09 kg
52 lbs

PART NUMBER

1067537 (Black EUA)



NOTES:

SHIPPING QUANTITY: Single
SHIPPING WEIGHT: 14.92 kg
32.9 lbs

PART NUMBER

1067540 (Black EUA)





- Wireless 10" subwoofer
- HDMI connection
- High-quality wood materials
- Surround 3 compatible

CINEMA 600

3.1 SOUNDBAR WITH 10" WIRELESS SUBWOOFER

SPEAKER SYSTEM	45" 3.1 soundbar with 10" wireless subwoofer
MAX ACOUSTIC OUTPUT	103 dB
HIGH FREQUENCY DRIVERS	(3) 1" (25.4mm) soft dome tweeters mated to Tractrix® horns
MIDRANGE	(4) 3" (76.2mm) high output oval fiber composite cone woofers
SUBWOOFER	10" (254 mm) wireless ported subwoofer
ENCLOSURE TYPE	Bar: Wood • Subwoofer: Wood
SYSTEM POWER	600W
FREQUENCY RESPONSE	28-20kHz
INPUTS	HDMI-ARC • Bluetooth® • 3.5mm Analog • Optical Digital
OUTPUTS	Subwoofer (RCA) Output
DIMENSIONS (BAR)	45" (114.3cm) W x 2 7/8" (7.3cm) H x 3 3/8 (8.6cm) D
DIMENSIONS (SUBWOOFER)	14 1/4" (36cm) W x 18 1/2" (47cm) H x 14 1/2" (37cm) D
FINISH	Black
VOLTAGE	100-240V 50/60Hz internal power supply
WEIGHT	30.8 lbs (13.97 kg)
INCLUDED ACCESSORIES	LED Backlit Remote control (2) 1.5m power cords (Region specific) (2) Keyhole mounting clips (with 1/4 - 20 Screw) Wall mount template (2) AAA batteries 1.5m HDMI Cable
MOUNTING OPTIONS	1/4 20 Thread • Included slim-depth wall brackets

SHIPPING QUANTITY:	Single
SHIPPING WEIGHT:	13.25 kg 29.2 lbs
PART NUMBER	1068778 (Black EUA)



- Compatible with Cinema 600 and Cinema 800
- High-quality wood materials

SURROUND 3

WIRELESS SURROUNDS

SPEAKER SYSTEM	2.0 Wireless Surround (Pair)
MAX ACOUSTIC OUTPUT	94dB @1M Anechoic each / 100dB @1M Anechoic pair
FULL RANGE WOOFER	3"
ENCLOSURE TYPE	Wood (Sealed)
SYSTEM POWER	60 watts
FREQUENCY RESPONSE	120 Hz - 20kHz
HEIGHT	6.5" (16.5 cm)
WIDTH	4.25" (10.8 cm)
DEPTH	4.25" (10.8 cm)
MOUNTING	1/4" x 20 threaded insert
FINISH	Black
VOLTAGE	100-240V 50/60Hz internal power supply
WEIGHT	2.2 lbs (1 kg)
INCLUDED ACCESSORIES	(2) 1.5m power cord (Region specific) Wireless dongle for Sound Bar

SHIPPING QUANTITY:	Pair
SHIPPING WEIGHT:	2.5 kg 5.5 lbs
PART NUMBER	1067531 (Black EUA)

NOTES:



- Wireless 8" subwoofer
- HDMI connection
- High-quality wood materials

CINEMA 400

2.1 SOUNDBAR WITH 8" WIRELESS SUBWOOFER

SPEAKER SYSTEM	40" 2.1 soundbar with 8" wireless subwoofer
MAX ACOUSTIC OUTPUT	99 dB
HIGH FREQUENCY DRIVERS	(2) 1" (25mm) soft dome tweeters mated to Tractrix® horn
MIDRANGE	(2) 3" (76.2mm) oval fiber composite cone woofers
SUBWOOFER	8" (203mm) ported subwoofer
ENCLOSURE TYPE	Bar: Wood (Sealed) • Subwoofer: Wood
SYSTEM POWER	TBA
FREQUENCY RESPONSE	35-20kHz
INPUTS	HDMI-ARC • Bluetooth® • 3.5mm Analog • Optical Digital
OUTPUTS	Subwoofer Output
DIMENSIONS (BAR)	39 15/16" (101.4cm) W x 2 7/8" (7.3cm) H x 3 3/8 (8.6cm) D
DIMENSIONS (SUBWOOFER)	11 7/8" (30.2cm) W x 16 1/8" (41cm) H x 16 1/8" (41cm) D
FINISH	Black
VOLTAGE	100-240V 50/60Hz internal power supply
WEIGHT	27.5 lbs (12.47 kg)
INCLUDED ACCESSORIES	Remote control (2) 1.5m power cord (Region specific) (2) Keyhole mounting clip (With 1/4 - 20 Screw) Wall mount template (2) AAA batteries HDMI Cable
MOUNTING OPTIONS	1/4 20 Thread • Included slim-depth wall brackets

SHIPPING QUANTITY:	Single
SHIPPING WEIGHT:	9.07 kg 20 lbs
PART NUMBER	1068775 (Black EUA)



- Powerful enough to double as an entertainment center
- Wireless Bluetooth® Connectivity

PROMEDIA HERITAGE 2.1

DESKTOP SYSTEM

SYSTEM TYPE	Powered 2.1 Desktop System
SYSTEM POWER	220W Peak Power, Satellites: 35W / Channel, Subwoofer: 150W
FREQUENCY RESPONSE	29Hz - 20kHz
ENCLOSURE MATERIAL	MDF
ENCLOSURE TYPE	Satellites: Sealed Box Subwoofer: Bass Reflex via Rear-Firing Tube Port
HIGH FREQ. HORN (SATELLITES)	Tractrix Horn
HIGH FREQ. DRIVER (SATELLITES)	1" Polymer Compression Driver
LOW FREQ. DRIVER (SATELLITES)	4" Polyfiber Cone
SUBWOOFER DRIVER	8" Long-Throw Polyfiber Cone
INPUTS	Bluetooth Wireless • Stereo Analog RCA • USB-A
MAXIMUM OUTPUT (IN ROOM)	110dB
FINISHES	Black Ash, Walnut
INCLUDED ACCESSORIES	Wireless Remote 2 AAA Batteries Power Cord Speaker Wire RCA/3.5mm Analog Cable
VOLTAGE	120V - 240V
WEIGHT	Satellites: 1.5 lbs (.68 kg) Subwoofer: 14 lbs (6.35 kg)
DIMENSIONS (HXWXD)	Satellite (Single): 8" x 5.5" x 4.3" • 203mm x 140mm x 109mm Subwoofer: 12" x 10" x 15" • 305mm x 254mm x 381mm

SHIPPING QUANTITY:	System
SHIPPING WEIGHT:	12.5 kg 27.56 lbs
PART NUMBER	1070161 (Black EUA) 1070158 (Walnut EUA)



NOTES:

POWERED MONITORS

A truly powerful, small form-factor music monster packed with Klipsch acoustics with integrated power and Bluetooth® wireless technology. Add any Klipsch subwoofer for a full-fledged 2.1 stereo sound system that will bully any sound bar on the planet. These versatile speakers connect to virtually anything - Bluetooth® wireless technology, phono pre-amp, USB, optical, and analog. Small, yet powerful, the R-51PM and R-41PM use aluminum Linear Travel Suspension horn-loaded tweeters and copper-spun, high-output IMG woofers to deliver true Klipsch Reference acoustics.



- 90° x 90° Tractrix Horn for clean, natural sound
- Bluetooth® Wireless Technology
- Connect to virtually any source

R-51PM 5.25" POWERED MONITORS

FREQUENCY RESPONSE	68Hz - 21kHz
DYNAMIC BASS EXTENSION	49Hz @ 35% Volume
MAX OUTPUT	107.3 dB
TOTAL SYSTEM POWER	120W Total System Power (140W Peak) 60W per channel cont. @ <9% THD
HIGH FREQUENCY DRIVER	1" (2.5cm) Aluminum diaphragm compression driver mated to 90° x 90° square Tractrix® horn
LOW FREQUENCY DRIVER	5.25" (13.3cm) copper-spun magnetically shielded IMG woofer
CROSSOVER FREQUENCY	1663 Hz (Passive)
ENCLOSURE MATERIAL	MDF
ENCLOSURE TYPE	Bass-reflex via rear-firing port
INPUTS	Bluetooth® wireless technology • Phono/Line analog (with switch and ground screw terminal) • 3.5mm analog mini jack • USB digital • Optical digital
OUTPUTS	Single RCA line level output for connection to subwoofer
DIMENSIONS	13" (33.02 cm) H X 7" (17.78 cm) W x 8.5" (21.59 cm) D
WEIGHT	10.6 lbs (4.8 kg)
FINISH	Black
VOLTAGE	100V-240V 50/60Hz internal power supply with region specific power cords
INCLUDED ACCESSORIES	Remote control (with 2 x AAA batteries) • 4M speaker wire with soldered tips • 2M power cord (region specific) • 2M USB Type A to Type B cable • Rubber feet

SHIPPING QUANTITY:	Pair
SHIPPING WEIGHT:	10.6 kg 23.4 lbs
PART NUMBER	1066255 (BLK/GNM EUA)



NOTES:



- 90° x 90° Tractrix Horn for clean, natural sound
- Bluetooth® Wireless Technology
- Connect to virtually any source

R-41PM 4" POWERED MONITORS

FREQUENCY RESPONSE	64Hz - 21 kHz
DYNAMIC BASS EXTENSION	40 Hz @ 35% Volume
MAX OUTPUT	105.5dB
TOTAL SYSTEM POWER	70W Total System Power (140W Peak) 35W per channel cont. @ <9% THD
HIGH FREQUENCY DRIVER	1" (2.5cm) Aluminum diaphragm compression driver mated to 90° x 90° square Tractrix® horn
LOW FREQUENCY DRIVER	4" (10.2cm) copper-spun magnetically shielded IMG woofer
CROSSOVER FREQUENCY	1730 Hz (Passive)
ENCLOSURE MATERIAL	MDF
ENCLOSURE TYPE	Bass-reflex via rear-firing port
INPUTS	Bluetooth® wireless technology • Phono/Line analog (with switch and ground screw terminal) • 3.5mm analog mini jack • USB digital • Optical digital
OUTPUTS	Single RCA line level output for connection to subwoofer
DIMENSIONS	11.3" (28.7 cm) H X 5.75" (14.6 cm) W X 7.9" (20.06 cm) D
WEIGHT	8.1 lbs (3.7 kg)
FINISH	Black
VOLTAGE	100V-240V 50/60Hz internal power supply with region specific power cords
INCLUDED ACCESSORIES	Remote control (with 2 x AAA batteries) • 4M speaker wire with soldered tips • 2M power cord (region specific) • 2M USB Type A to Type B cable • Rubber feet

SHIPPING QUANTITY:	Pair
SHIPPING WEIGHT:	10.6 kg 23.4 lbs
PART NUMBER	1066253 (BLK/GNM EUA)



NOTES:



Klipsch®
HERITAGE
WIRELESS



HERITAGE WIRELESS

Incorporating luxury materials such as real wood veneer and tactile switches and knobs, the Klipsch Heritage Wireless series of powered audio systems blends the acoustics and classic design legacy of Paul W. Klipsch with the latest technologies available today.



- 1" Titanium-loaded Tweeters with Tractrix Horns
- 6.5" Woofers with a Ported Enclosure
- 1 x pair of RCA phono level inputs with switch for Phono/Line input versatility (Phono Pre-amp with ground screw terminal)
- Bluetooth® wireless technology
- Single RCA line level output for connection to sub.



- Discrete left and right channels
- Multiple Input Options
- HDMI-ARC
- 192kHz/24-bit decoding
- Built-in dynamic bass equalization

THE SIXES POWERED MONITORS

MAX ACOUSTIC OUTPUT	106dB (1M stereo pair)
HIGH FREQUENCY DRIVERS	1" (25.4mm) titanium tweeters on Tractrix® horns (each speaker)
WOOFER	6.5" (165.1mm) long-throw woofer (each speaker)
ENCLOSURE TYPE	Bass reflex
SYSTEM POWER	100W x 2 continuous @<1% THD 200W x 2 short term peak power
FREQUENCY RESPONSE	40Hz ~20kHz @ -3dB
INPUTS	Bluetooth® wireless technology 1x 3.5mm miniplug (analog) 1 x Phono pre-amp / RCA Analog 1 x USB Type B 1 x Optical digital (RCA)
OUTPUTS	Subwoofer output
DIMENSIONS	8.625" (22cm) W x 16.75" (42.55cm) H x 11" (27.9cm) D
FINISH	Walnut
VOLTAGE	110/240 VAC
WEIGHT	Right speaker: 17.74 lbs (8.05kg) Left speaker: 16.00 lbs (7.26kg)
INCLUDED ACCESSORIES	4-conductor speaker cable (for R to L connection) 3.5mm aux cable USB Type B to USB Type A cable Optical (TOSLink) Cable Wireless Remote Control Power Cord

THE FIVES POWERED MONITORS

SYSTEM DESCRIPTION	Powered Monitor (pair)
FREQUENCY RESPONSE	50Hz - 25kHz
DYNAMIC BASS EXTENSION	46Hz @ 35% Volume
MAX OUTPUT	109 dB (1M Stereo Pair)
TOTAL SYSTEM POWER	160W Total System Power (320W Peak)
HIGH FREQUENCY DRIVER	60W LF, 20W HF
LOW FREQUENCY DRIVER	1" (2.5cm) Titanium LTS vented tweeter with Tractrix® horn
ENCLOSURE MATERIAL	4.5" (11.43cm) high-excursion fiber-composite cone woofer
ENCLOSURE TYPE	MDF with genuine wood veneer
INPUTS	• HDMI-ARC with CEC • Bluetooth® 5.0 aptX HD • Phono/Line analog (with switch and ground screw terminal) • 3.5mm analog mini jack • USB digital • Optical digital
OUTPUTS	Single RCA line level output for connection to subwoofer
DIMENSIONS	12" (30.48 cm) H x 6.5" (16.51 cm) W x 9.25" (23.40 cm) D
WEIGHT	Primary: 11.8 lbs (5.35kg) - Secondary: 10.7 lbs (4.85kg)
FINISH	Walnut / Matte Black
VOLTAGE	100V-240V 50/60Hz internal power supply with region specific power cords
INCLUDED ACCESSORIES	• Region-Specific power cord (2.0m) • Remote control (with 2 x AAA batteries) • 4-conductor speaker cable (4m) • USB Type-B to USB Type-A cable (1.5m) • HDMI Cable (1.5m)

SHIPPING QUANTITY: Pair
SHIPPING WEIGHT: 9 kg
20 lbs
PART NUMBER
1063288 (Walnut) (CE)



NOTES:



- Discrete left and right channels
- Multiple Input Options
- HDMI-ARC
- 192kHz/24-bit decoding
- Built-in dynamic bass equalization



- Astounding, room-filling acoustics
- Bluetooth® wireless technology
- RCA analog / phono pre-amp input

SHIPPING QUANTITY: Pair
SHIPPING WEIGHT: 134.29 kg
29.3 lbs
PART NUMBER
1068026 (Matte Black) (EUA)
1067563 (Walnut) (EUA)



NOTES:

THE FIVES McLAREN POWERED MONITORS

SYSTEM DESCRIPTION	Powered Monitor (pair)
FREQUENCY RESPONSE	50Hz - 25kHz
DYNAMIC BASS EXTENSION	46Hz @ 35% Volume
MAX OUTPUT	109 dB (1M Stereo Pair)
TOTAL SYSTEM POWER	160W Total System Power (320W Peak)
HIGH FREQUENCY DRIVER	60W LF, 20W HF
LOW FREQUENCY DRIVER	1" (2.5cm) Titanium LTS vented tweeter with Tractrix® horn
ENCLOSURE MATERIAL	4.5" (11.43cm) high-excursion fiber-composite cone woofer
ENCLOSURE TYPE	MDF with genuine wood veneer
INPUTS	• HDMI-ARC with CEC • Bluetooth® 5.0 aptX HD • Phono/Line analog (with switch and ground screw terminal) • 3.5mm analog mini jack • USB digital • Optical digital
OUTPUTS	Single RCA line level output for connection to subwoofer
DIMENSIONS	12" (30.48 cm) H x 6.5" (16.51 cm) W x 9.25" (23.40 cm) D
WEIGHT	Primary: 11.8 lbs (5.35kg) - Secondary: 10.7 lbs (4.85kg)
VOLTAGE	100V-240V 50/60Hz internal power supply with region specific power cords
INCLUDED ACCESSORIES	• Region-Specific power cord (2.0m) • Remote control (with 2 x AAA batteries) • 4-conductor speaker cable (4m) • USB Type-B to USB Type-A cable (1.5m) • HDMI Cable (1.5m)

THE THREE II TABLETOP STEREO SYSTEM

MAX ACOUSTIC OUTPUT	106dB (0.5M near field)
HIGH FREQUENCY DRIVERS	2 x 2 1/4" (57.15mm) full range drivers
SUBWOOFER	5.25" (133.4mm) long-throw woofer 2 x 5.25" (133.4mm) dual opposed passive radiators
ENCLOSURE TYPE	Sealed
POWER	120W Peak
FREQUENCY RESPONSE	45Hz ~20kHz @ -3dB
INPUTS	Bluetooth® 3.5mm miniplug (analog) Phono pre-amp / RCA analog USB Type B
OUTPUTS	None
DIMENSIONS	3.7" (34.82cm) H x 7" (17.78cm) W x 8" (20.3cm) D
FINISH OPTIONS	Walnut, Matte Black
VOLTAGE	110/240 VAC
WEIGHT	10.32lbs (4.7kg)
INCLUDED ACCESSORIES	3.5mm aux cable USB Type B to USB Type A cable Wireless Remote Control Power Cord

SHIPPING QUANTITY: Pair
SHIPPING WEIGHT: 134.29 kg
29.3 lbs
PART NUMBER
1070315 (EUA)



NOTES:

SHIPPING QUANTITY: Each
SHIPPING WEIGHT: 6.01 kg
13.25 lbs
PART NUMBER
1067558 (Matte Black EUA)
1067608 (Walnut EUA)



NOTES:



- Incredible acoustic performance
- Bluetooth® Wireless Technology
- 3.5mm Analog Audio Input

THE ONE II TABLETOP STEREO SYSTEM

MAX ACOUSTIC OUTPUT	103dB
HIGH FREQUENCY DRIVERS	2 1/4" (57.15mm) full range drivers
SUBWOOFER	4.5" (114.3mm) woofer
ENCLOSURE TYPE	sealed
POWER	60 Watts
FREQUENCY RESPONSE	56Hz ~ 20kHz @ -3dB
INPUTS	Bluetooth® 3.5mm miniplug (analog)
OUTPUTS	None
DIMENSIONS	12.67" (32.2cm) W x 6.125" (15.56cm) H x 5.25" (13.3cm) D
FINISH OPTIONS	Walnut, Matte Black
VOLTAGE	110/240 VAC
WEIGHT	8.5lbs (3.86kg)

SHIPPING QUANTITY: Single

SHIPPING WEIGHT: 4.5 kg
10 lbs

PART NUMBER

1067552 (Matte Black EUA)

1067555 (Walnut EUA)



NOTES:



- 8-hour battery life
- 1 microphone for hands-free calling
- Bluetooth® Wireless Technology

HERITAGE GROOVE PORTABLE SPEAKER

DC INPUT	5V, 1A
AMPLIFIER OUTPUT	20W Peak
FREQUENCY RESPONSE	65Hz-22kHz +/- 3dB
ENCLOSURE TYPE	Bass reflex via dual opposing passive radiators
DRIVER	1 x 3" aluminum full-range high excursion
PASSIVE BASS RADIATOR	2 x side-firing
MAXIMUM ACOUSTIC OUTPUT	97dB at 0.5m
INPUTS	Bluetooth® , 3.5mm Analog In
BATTERY LIFE	8 hours
BATTERY TYPE	Rechargeable Lithium 7.4V 2 cell 2200mAh
ACCESSORIES	AC power adaptor, micro USB charging cable
FINISH	Walnut, Matte Black
DIMENSIONS	5" (12.7 cm) H x 6" (15.2 cm) W x 7.75" (19.7 cm) D
WEIGHT	Speaker: 2.2 lbs (.99kg) w/ cable and USB charger: 2.1 lbs (.95kg)

SHIPPING QUANTITY: Each

SHIPPING WEIGHT: 1.27 kg
2.8 lbs

PART NUMBER


1067916 (Matte Black EUA)

1067913 (Walnut EUA)



NOTES:

[illegible]



WE NEVER, *ever* STOP INNOVATING

For over 70 years Klipsch has designed and engineered its products in-house with some of the most talented, skilled and passionate people in the industry - starting with our founder, Paul W. Klipsch (PWK), in a tin shed in Hope, Arkansas. Today, our advanced acoustic research and development continues at our state-of-the-art facility in Indianapolis, Indiana. The world-class Klipsch Design and Technology Center is home to some of the most brilliant minds in consumer electronics and some of the most legendary products the industry has ever heard. We continue to innovate, honoring the principals and ideals of PWK, reaching ever-farther towards that perfect sound.



VISIT [KLIPSCH.COM](https://www.klipsch.com) FOR ALL SORTS OF *badassery*

FOLLOW US, WE HAVE A BLAST



KLIPSCH
MUSEUM
OF AUDIO
HISTORY

Visit [KlipschMuseum.org](https://www.klipschmuseum.org) for an amazing journey through the dawn of hi-fi. Help preserve audio's legendary history and consider donating today. Your support helps continue the museum's mission of focus on science education, artifact preservation and encouraging the spirit of invention. Klipsch Museum of Audio History is an independent 501(c)(3) entity.

POWER DETAIL EMOTION



© 2020 Klipsch Group, Inc., a wholly-owned subsidiary of Vox International Corp. Klipsch and Tractrix are registered trademarks of Klipsch Group, Inc. The Bluetooth® word mark and logos are registered trademarks owned by Bluetooth SIG, Inc. and any use of such marks by Klipsch Group, Inc. is under license.

Klipsch®



Klipsch
KEEPERS OF THE SOUND

3502 WOODVIEW TRACE, INDIANAPOLIS, IN, USA

KLIPSCH.COM

V01 - 220610

